

Wideband Power Divider 2-way SMA Female from 500 MHz to 2.7 GHz

2-way SMA Power Divider from 500 MHz to 2.7 GHz

D-2027

Description

Model D-2027 from Werbel Microwave is a 2-way power splitter covering the continuous bandwidth of 500 MHz to 2.7 GHz in a small sized enclosure with versatile mounting options. The device is RoHS compliant. This part has versatile mounting options. Standard thru holes mount the part from the broad surface, while threaded holes allow for bulkhead rack-mountable mounting.



Specification		Min	Typ.	Max	Units
Frequency		500		6000	MHz
Impedance			50		Ohm
VSWR (common port)			1.35	1.60	:1
VSWR (split ports)			1.25	1.40	:1
Insertion Loss (Above 3.0 dB split loss)			0.6	0.9	dB
Isolation	500-600 MHz	16	20.5		dB
	600-2700 MHz	18	23.2		
Amplitude Balance			0.2	0.5	dB
Phase Balance			2	6	Degrees
Power Handling as Splitter (Into 1.2:1 max load VSWR)				50	Watts (CW)

Mechanical

Connector Interface	SMA-Female
Operating Temperature*	-55 to +85 °C
Storage Temperature	-55 to +100 °C
Weight Estimate	3 oz (85 g)
Humidity	10-90% non-condensing
Environment	Indoors Use Only

Materials

RoHS Compliant

Enclosure	Aluminum
Connectors	Brass, Gold Plated
Contacts	Be Cu, Gold Plated
Insulators	PTFE
Finish	Gray Paint

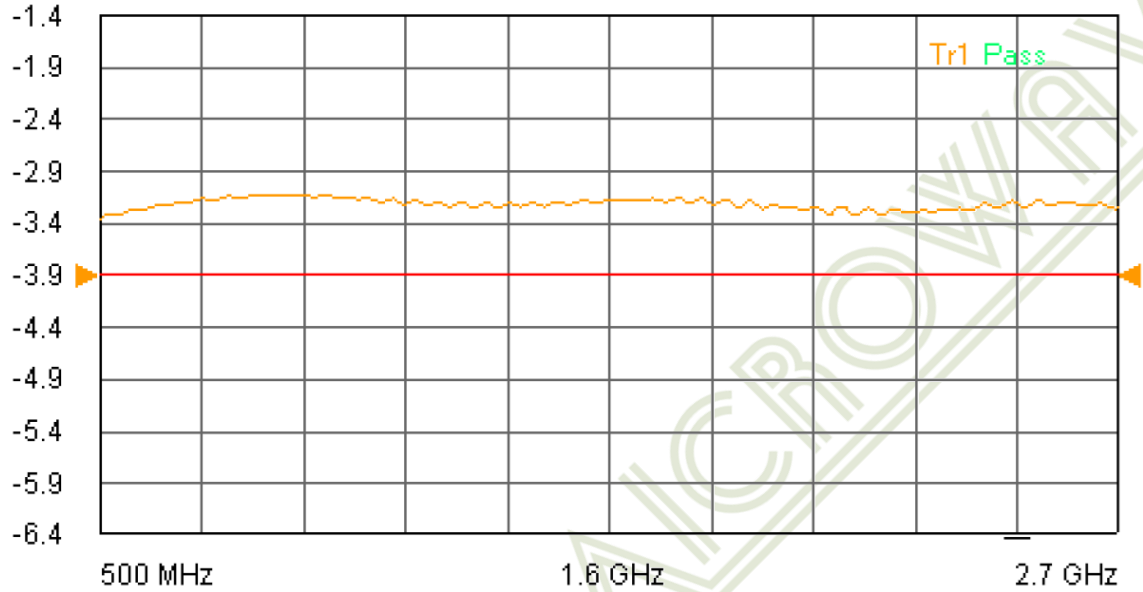
* Design to meet based on materials. Production-tested at +25 °C. External heatsink and convection cooling recommended to maintain body temperature below +50 °C.



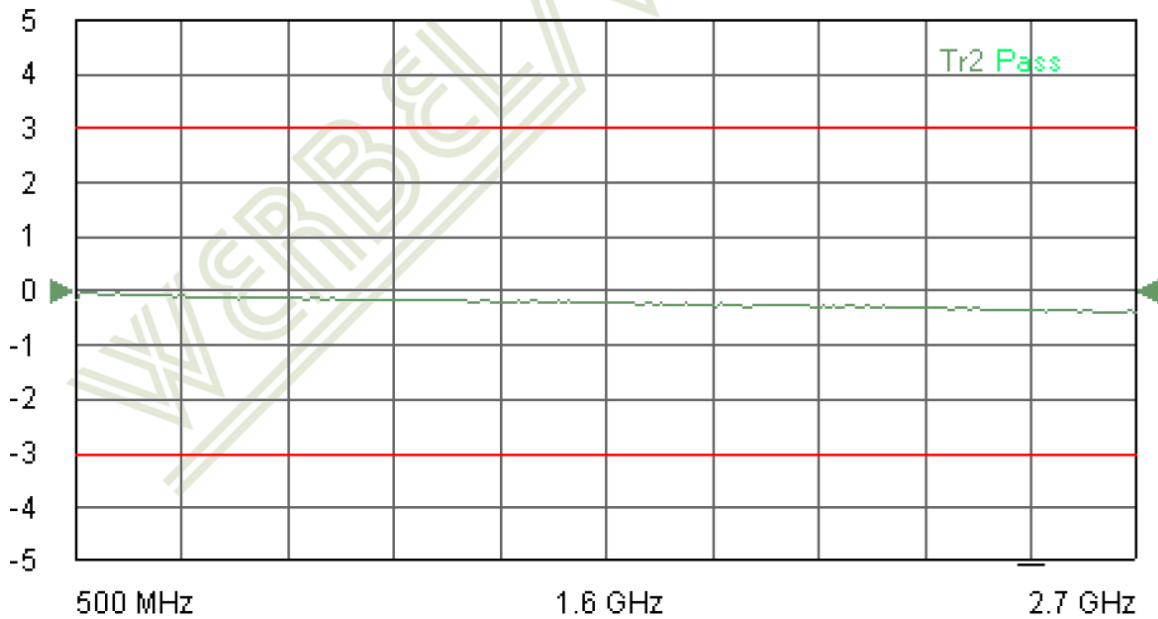
ISO 9001:2015
Certified Company

Typical Performance at +25 °C

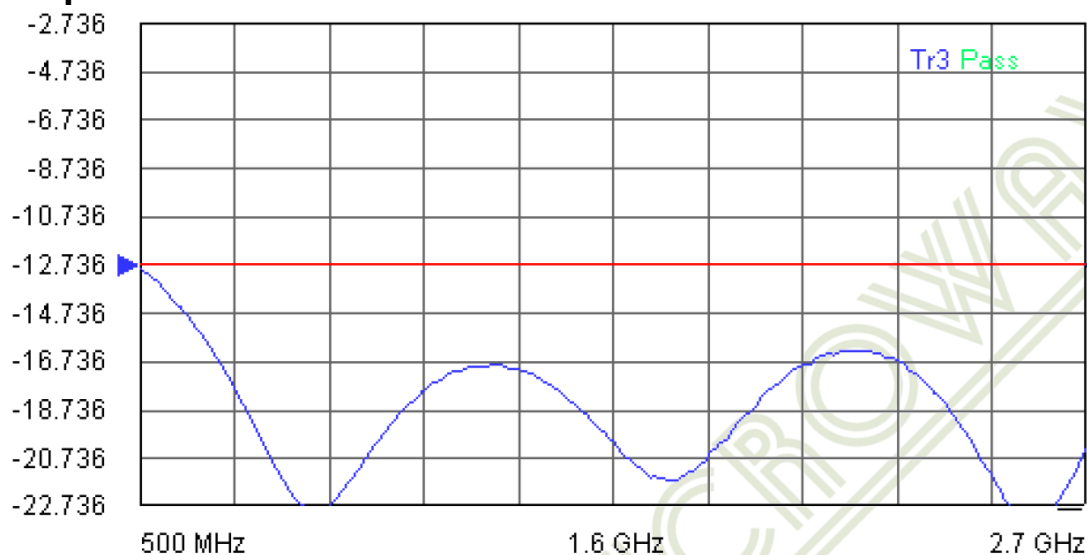
Insertion Loss



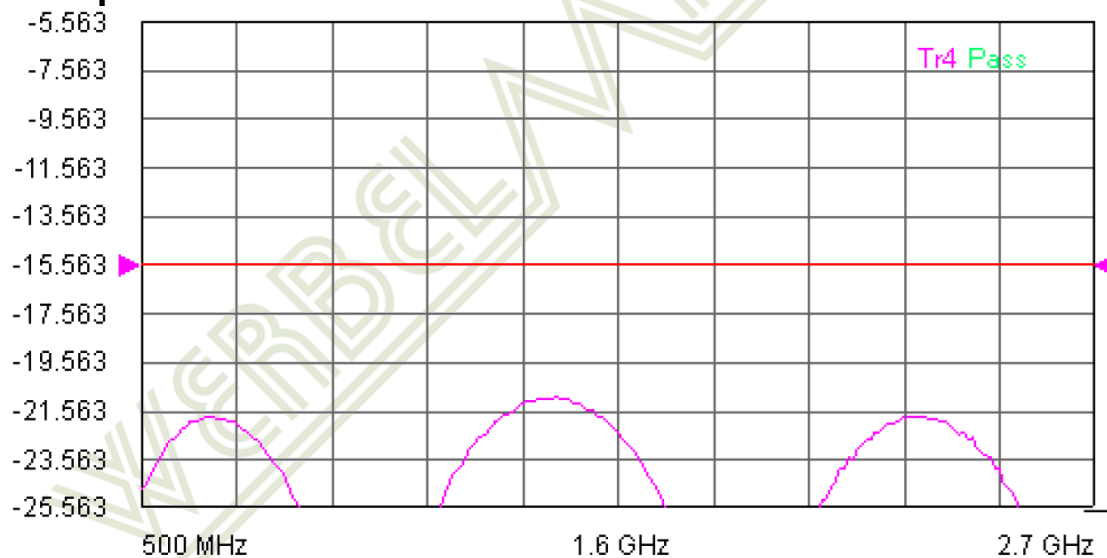
Phase



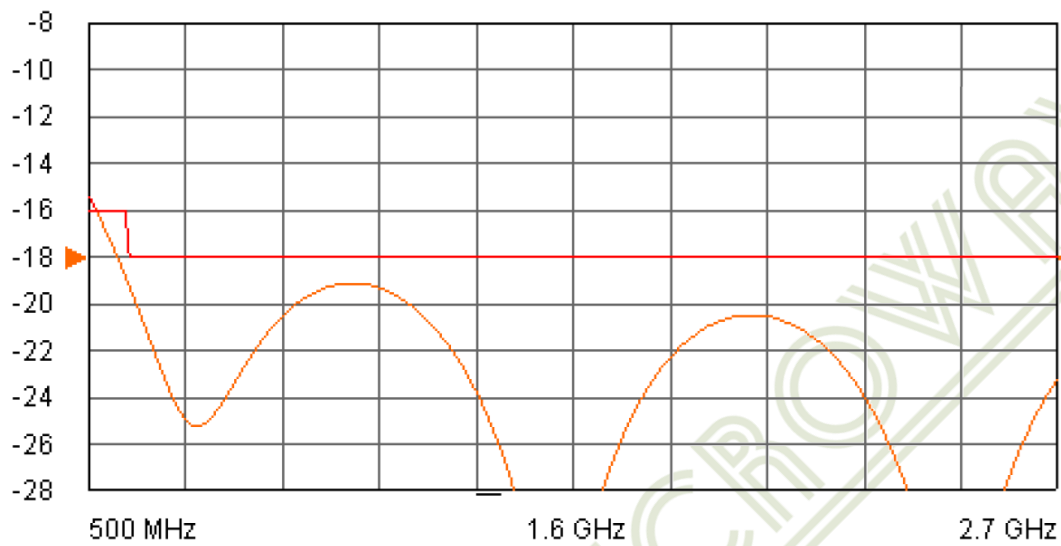
Return Loss Input



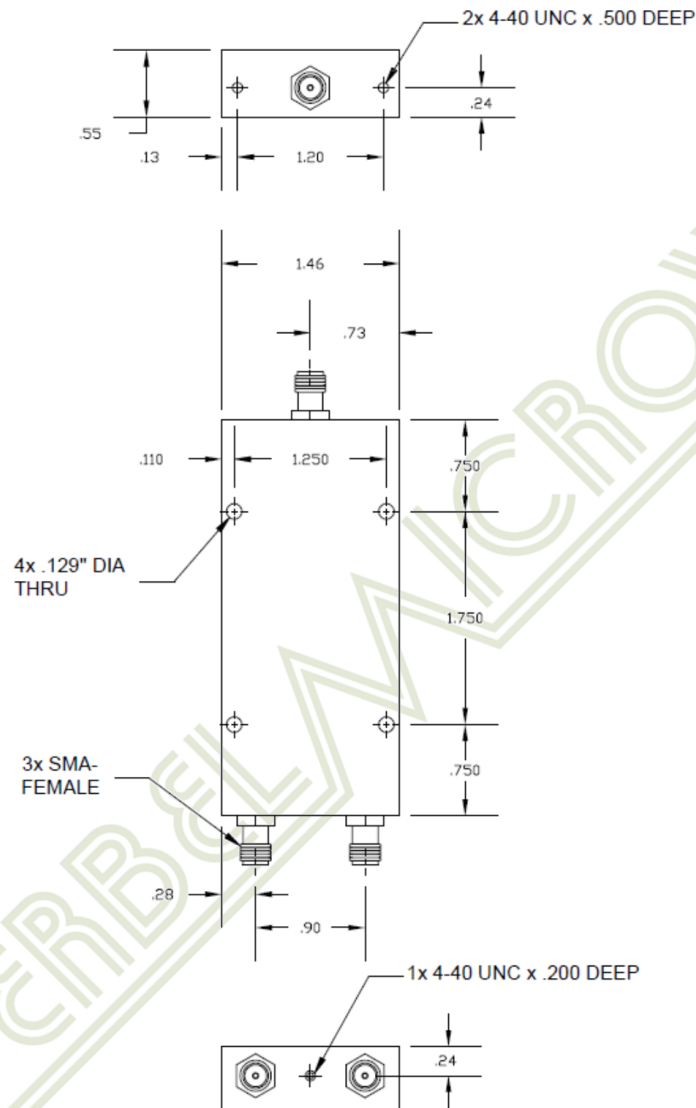
Return Loss Output



Isolation



Outline Dimensions



Outline drawing: OL-2066

Dimensions are in inches, [mm] shown for convenience.

Tolerances on 2-pl decimals: $\pm .03$. 3-pl decimals: $\pm .015$.

The information contained in this document is accurate to the best of our knowledge and representative of the part described herein. It may be necessary to make modifications to the part and/or documentation of the part, in order to implement improvements. Werbel Microwave LLC reserves the right to make such changes as required without notice. Unless otherwise stated, all specifications and dimensions are nominal. Werbel Microwave does not make any representation or warranty regarding the suitability of the part described herein for any particular purpose, and Werbel Microwave LLC does not assume any liability arising out of the use of any part of documentation. This document gives only a description of the product(s) and shall not form part of any contract. Please contact a Werbel Microwave LLC Applications Engineer for the most current specification drawing.