

High Power Directional Coupler 20 dB N Female from 700 MHz to 6 GHz

Directional Couplers Technical Data Sheet

CN-1760-20

Description

High Power Directional couplers are typically used at the output of a power amplifier to monitor the forward and reverse power, to adjust gain control loop and to provide a reflection monitor. Low insertion loss, excellent VSWR and high directivity are part of Werbel Microwave's design values.



The CN-1760-20 is part of Werbel Microwave's catalog of single and dual directional couplers that offer a wide range of coupling values and frequency ranges. Available with N female connectors.

Specification	Min	Typ.	Max	Units
Frequency	0.7		6	GHz
Impedance		50		Ohm
Coupling		20	± 1.5	dB
Frequency Sensitivity		± 0.13	± 1.2	dB
Insertion Loss Measured at Highest Frequency		0.38	0.65	dB
Directivity	17	22		dB
Main Line VSWR		1.15	1.35	:1
Secondary Line VSWR		1.15	1.35	:1
Input Power (CW) into 1.2:1 max load VSWR			100	Watts
Reverse Power (CW) into 1.2:1 max load VSWR			50	Watts
Termination			1	Watts

Mechanical

Connector Interface	N-Female
Operating Temperature*	-55 to +85 °C
Storage Temperature	-55 to +100 °C
Weight	17 oz (482 g)
Humidity	10-90% non-condensing
Environment	Indoor Use Only

* Design to meet based on materials. Production-tested at +25 °C. External heatsink and convection cooling recommended to maintain body temperature below +50 °C.

Materials

RoHS and REACH Compliant

Enclosure	Aluminum
Connectors	Brass, Tri-Alloy Plated
Contacts	Be Cu, Gold Plated
Insulators	PTFE
Finish	Clear Chem Film

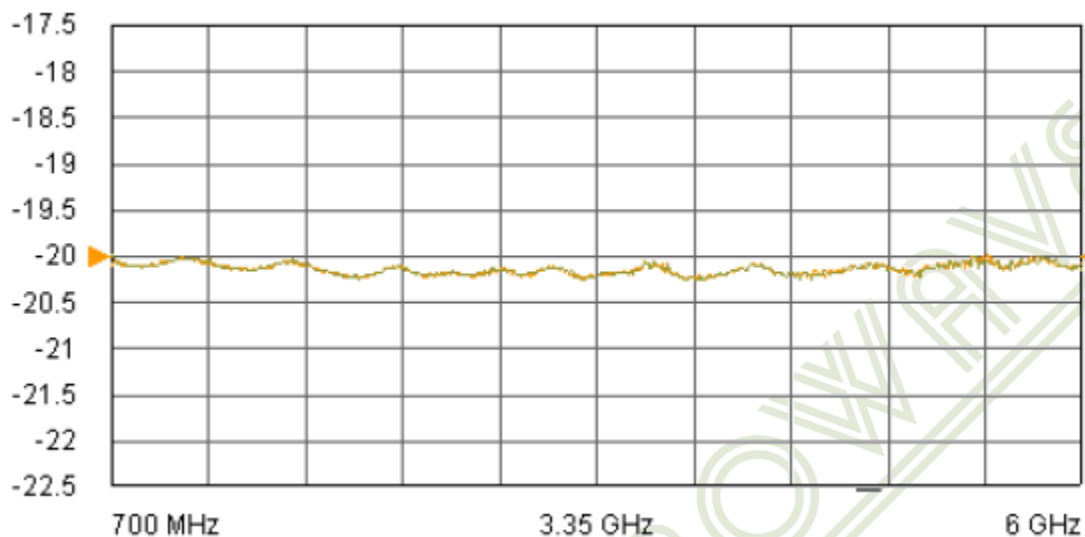


MADE IN USA

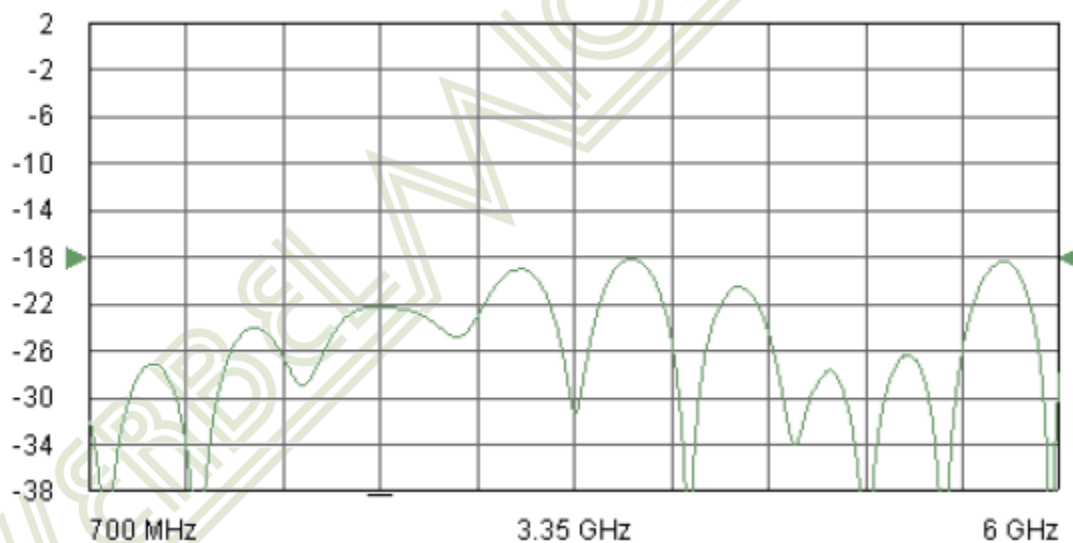


Typical Performance at +25 °C

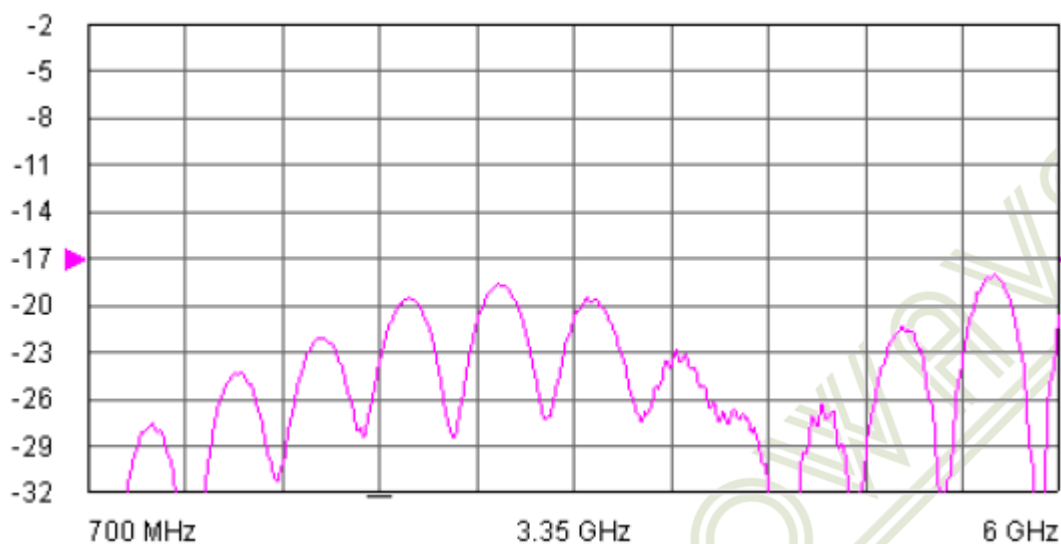
Coupling Value and Flatness



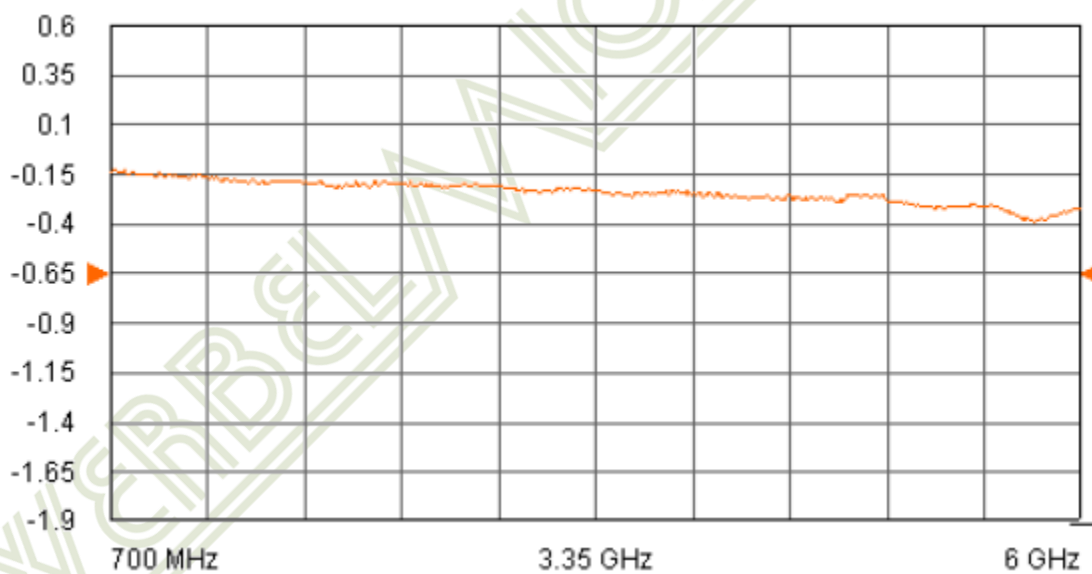
Directionality



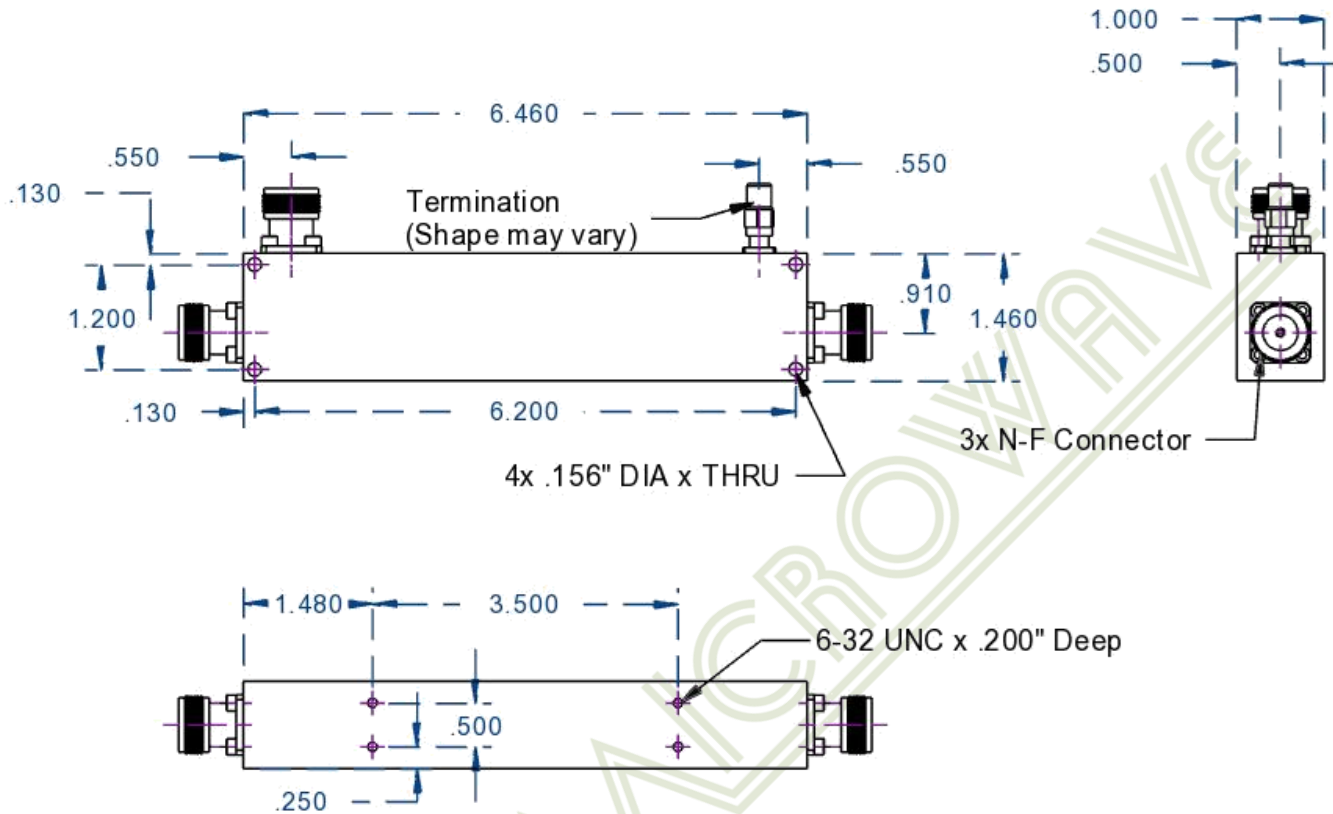
Return Loss



Insertion Loss



Outline Dimensions



Outline # OL-1760

Dimensions are in inches, [mm] shown for convenience.

Tolerances on 2-pl decimals: $\pm .03$. 3-pl decimals: $\pm .015$.

The information contained in this document is accurate to the best of our knowledge and representative of the part described herein. It may be necessary to make modifications to the part and/or documentation of the part, in order to implement improvements. Werbel Microwave LLC reserves the right to make such changes as required without notice. Unless otherwise stated, all specifications and dimensions are nominal. Werbel Microwave does not make any representation or warranty regarding the suitability of the part described herein for any particular purpose, and Werbel Microwave LLC does not assume any liability arising out of the use of any part of documentation. This document gives only a description of the product(s) and shall not form part of any contract. Please contact a Werbel Microwave LLC Applications Engineer for the most current specification drawing.