

Directional Coupler 10 dB SMA Female from 300 MHz to 8 GHz

Directional Couplers Technical Data Sheet

C-1830-10

Description

Directional couplers are important components for use in isolating, separating, replicating and combining microwave signals. They can serve as accurate attenuator measurements as they eliminate reflections. They are incredibly useful in sampling RF signals for use in detectors, gain control and feedback loops.

The C-1830-10 is part of Werbel Microwave's catalog of single and dual directional couplers that offer a wide range of coupling values and frequency ranges. Available with SMA female connectors. The part is RoHS compliant.



Specification	Min	Typ.	Max	Units
Frequency	0.3		8	GHz
Impedance		50		Ohm
Coupling		10 ± 1.2		dB
Frequency Sensitivity (Flatness)		± 0.60	± 1.20	dB
Insertion Loss Measured at Highest Frequency (includes theoretical coupling/splitting loss)		1.3	1.7	dB
Directivity	(0.3-6 GHz) (6 to 8 GHz)	18 16	25 22	dB
Main Line VSWR	(0.3-6 GHz) (6-8 GHz)		1.07 1.13	1.2 1.3
Secondary Line VSWR	(0.3-6 GHz) (6-8 GHz)		1.14 1.21	1.2 1.3
Input Power (CW) into 1.2:1 max load VSWR			20	Watts
Reverse Power (CW) into 1.2:1 max load VSWR			3	Watts
Termination			1	Watt

Mechanical

Connector Interface	SMA-Female
Operating Temperature*	-55 to +85 °C
Storage Temperature	-55 to +100 °C
Weight	3.5 oz (86 g)
Humidity	10-90% non-condensing
Environment	Indoors Use Only

Materials

RoHS and REACH Compliant

Enclosure	Aluminum
Connectors	Stainless Steel
Contacts	Be Cu, Gold Plated
Insulators	PTFE
Finish	Gray Paint

* Design to meet based on materials. Production-tested at +25 °C. External heatsink and convection cooling recommended to maintain body temperature below +50 °C..



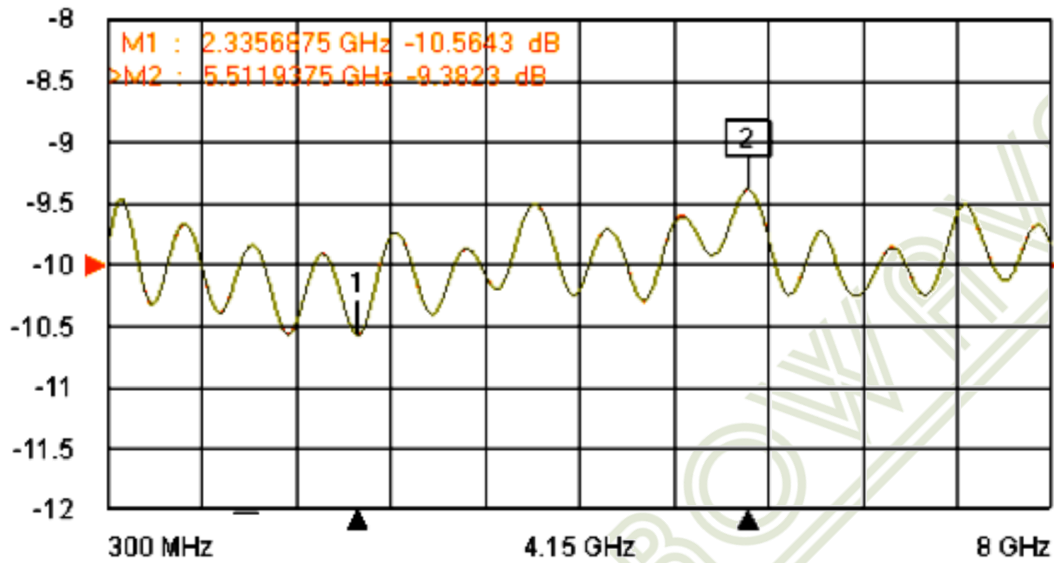
MADE IN USA

ISO 9001:2015

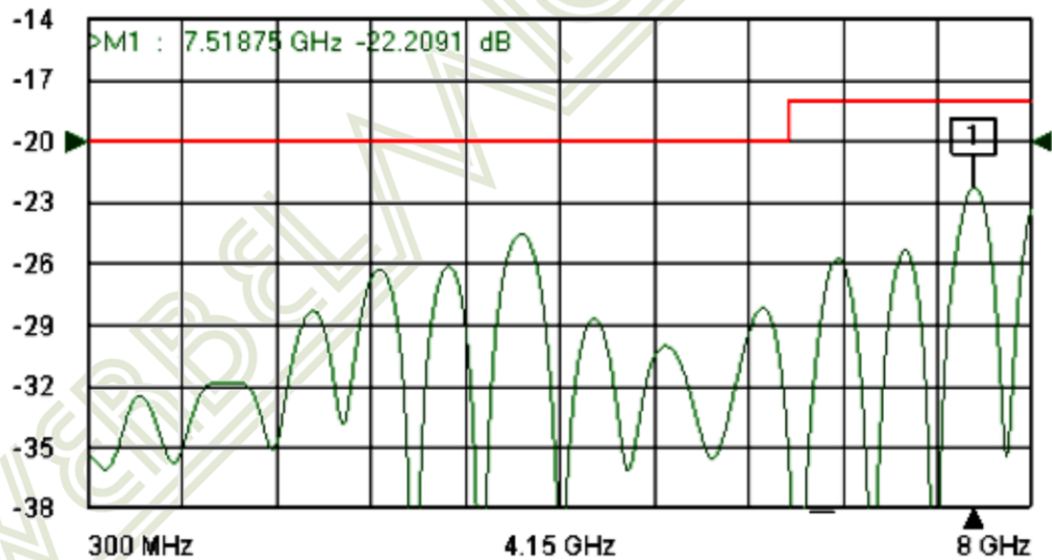
Certified Company

Typical Performance at +25 °C

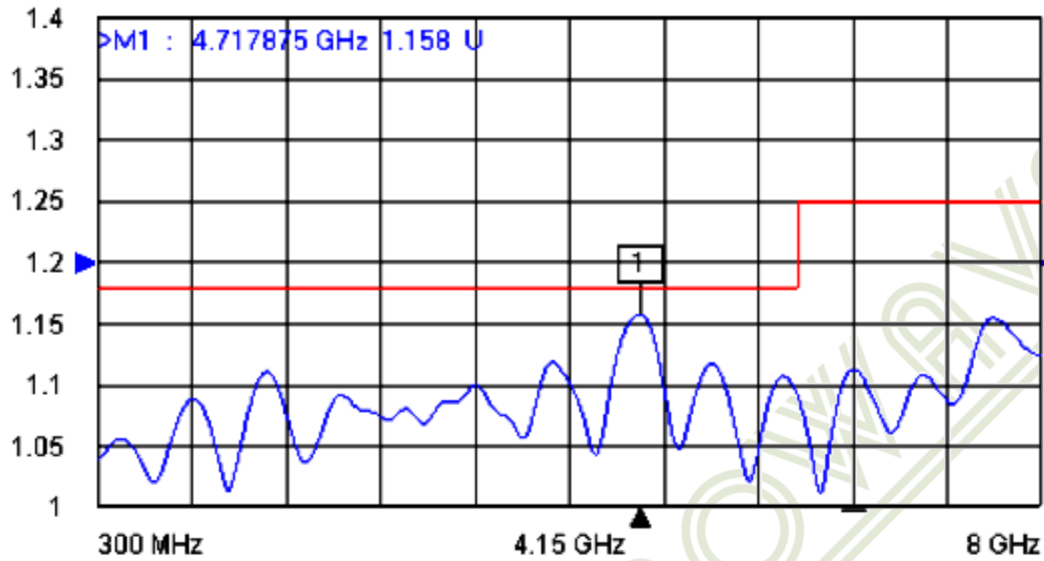
Coupling Value and Flatness



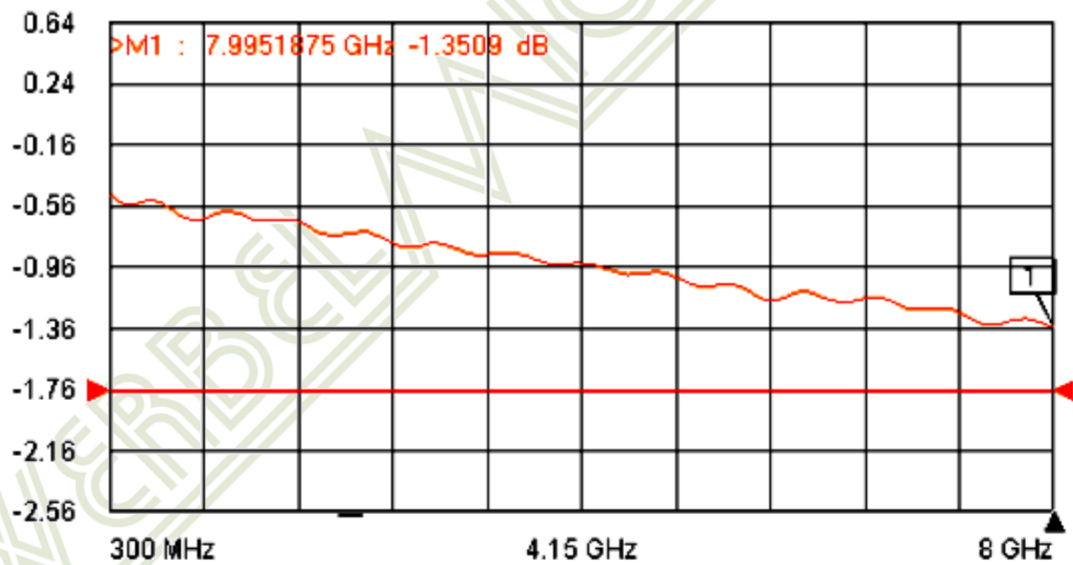
Directionality



Return Loss



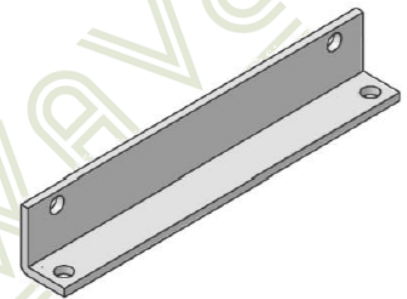
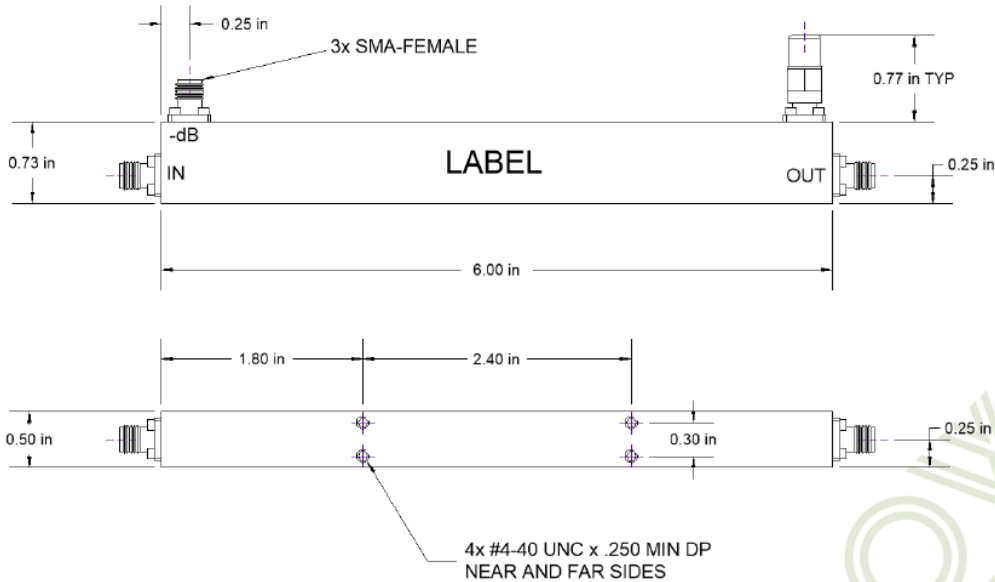
Insertion Loss



Outline Dimensions

Horizontal Mounting Bracket
(Optional)

Part no. BKT-1185



Use with #4-40 UNC machine screws.

Outline # OL-1830

Dimensions are in inches, [mm] shown for convenience.

Tolerances on 2-pl decimals: $\pm .03$. 3-pl decimals: $\pm .015$.

The information contained in this document is accurate to the best of our knowledge and representative of the part described herein. It may be necessary to make modifications to the part and/or documentation of the part, in order to implement improvements. Werbel Microwave LLC reserves the right to make such changes as required without notice. Unless otherwise stated, all specifications and dimensions are nominal. Werbel Microwave does not make any representation or warranty regarding the suitability of the part described herein for any particular purpose, and Werbel Microwave LLC does not assume any liability arising out of the use of any part of documentation. This document gives only a description of the product(s) and shall not form part of any contract. Please contact a Werbel Microwave LLC Applications Engineer for the most current specification drawing.