

## DAS Directional Coupler 15 dB N Female from 380 MHz to 2.7 GHz

### Directional Couplers Technical Data Sheet

**C-1276-15**

#### Description

Directional couplers are important components for use in isolating, separating, replicating, and combining microwave signals. They can serve as accurate attenuator measurements as they eliminate reflections. They are incredibly useful in sampling RF signals for use in detectors, gain control and feedback loops.

The C-1276-15 is part of Werbel Microwave's catalog of single and dual directional couplers that offer a wide range of coupling values and frequency ranges. Available with N female connectors.



Specification	Min	Typ.	Max	Units
Frequency	0.38		2.7	GHz
Impedance		50		Ohm
Coupling		15 ± 1.0		dB
Frequency Sensitivity		± 1.2		dB
Insertion Loss Measured at Highest Frequency (above theoretical coupling/splitting loss)			0.7	dB
Directivity	18	23		dB
Main Line VSWR		1.15	1.35	:1
Secondary Line VSWR		1.2	1.35	:1
Input Power (CW) into 1.2:1 max load VSWR			100	Watts
Reverse Power (CW) into 1.2:1 max load VSWR			30	Watts
Termination			1	Watts

#### Mechanical

Connector Interface	SMA-Female
Operating Temperature*	-55 to +85 °C
Storage Temperature	-55 to +100 °C
Weight	20 oz (570 g)
Humidity	10-90% non-condensing
Environment	Indoors use only

#### Materials

##### RoHS and REACH Compliant

Enclosure	Aluminum
Connectors	Brass, Tri-Alloy Plate
Contacts	Be Cu, Gold Plated
Insulators	PTFE
Finish	Clear Chem Film

\* Design to meet based on materials. Production-tested at +25 °C. External heatsink and convection cooling recommended to maintain body temperature below +50 °C.

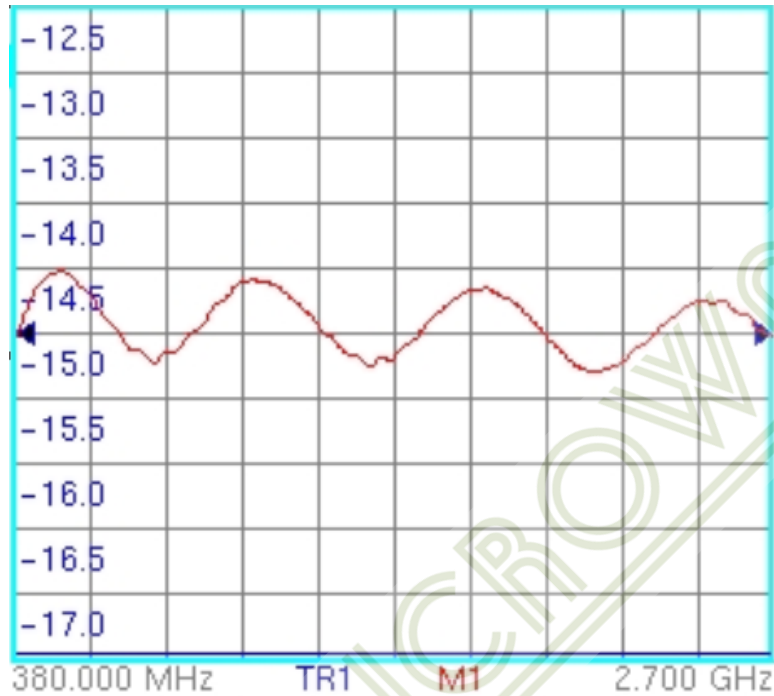


**MADE IN USA**

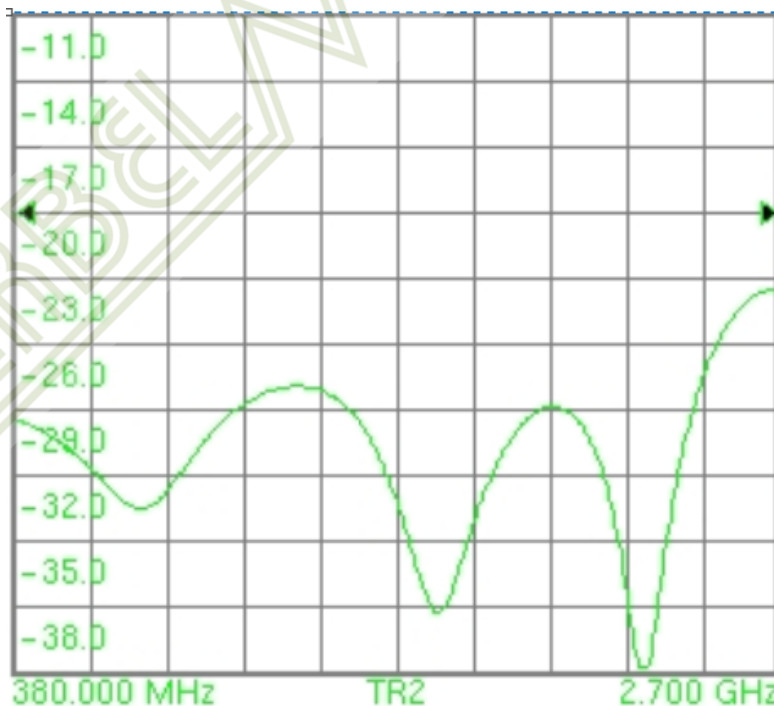


## Typical Performance at +25 °C

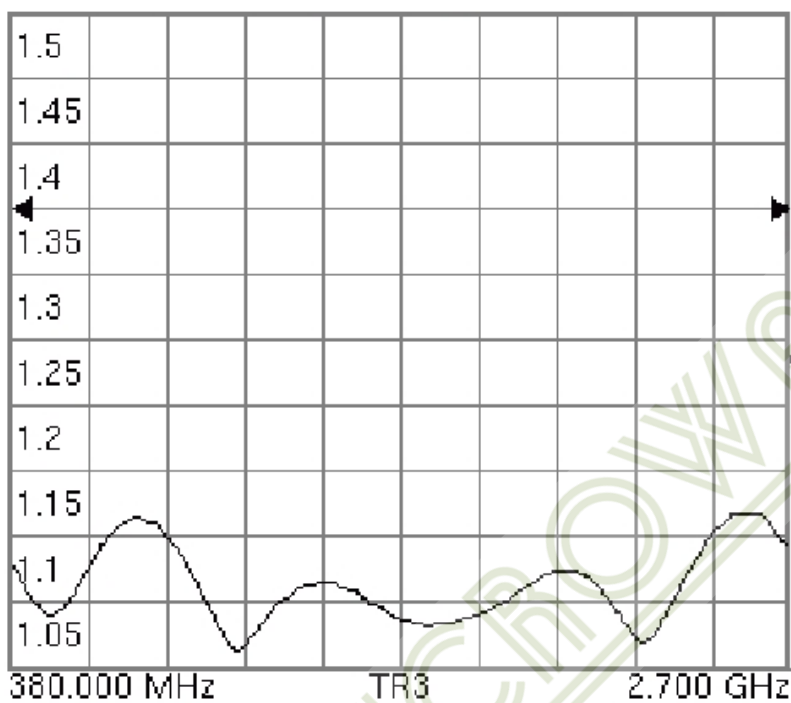
### Coupling Value and Flatness



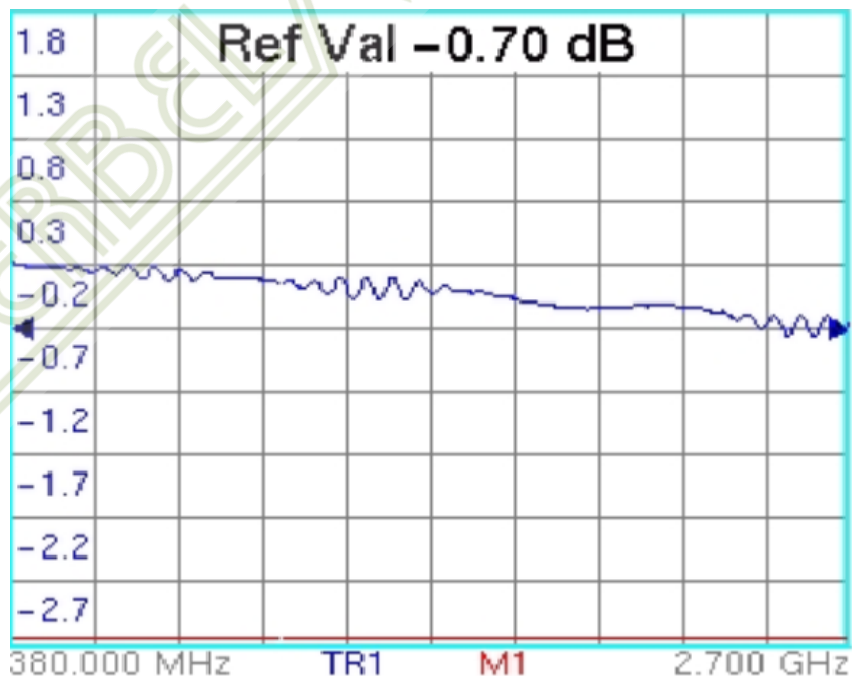
### Directionality



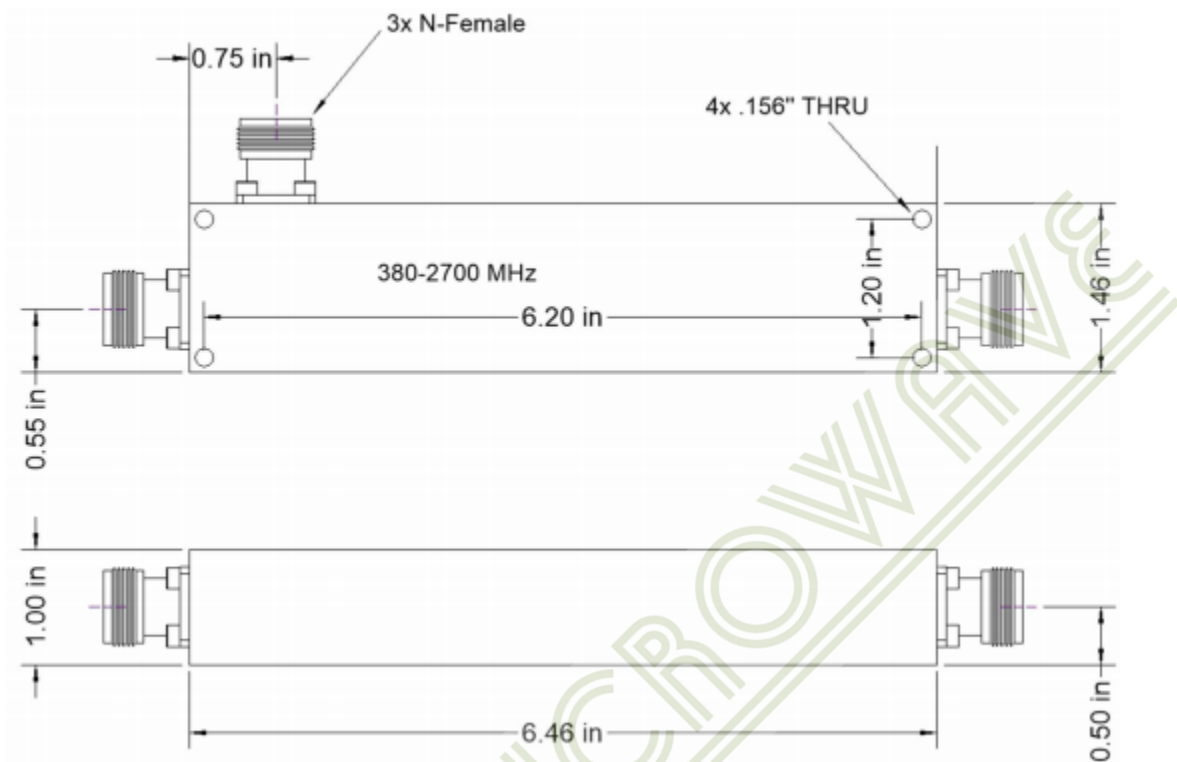
## Return Loss



## Insertion Loss



## Outline Dimensions



Outline # OL-1276-N

Dimensions are in inches, [mm] shown for convenience.  
 Tolerances on 2-pl decimals:  $\pm .03$ . 3-pl decimals:  $\pm .015$ .

The information contained in this document is accurate to the best of our knowledge and representative of the part described herein. It may be necessary to make modifications to the part and/or documentation of the part, in order to implement improvements. Werbel Microwave LLC reserves the right to make such changes as required without notice. Unless otherwise stated, all specifications and dimensions are nominal. Werbel Microwave does not make any representation or warranty regarding the suitability of the part described herein for any particular purpose, and Werbel Microwave LLC does not assume any liability arising out of the use of any part of documentation. This document gives only a description of the product(s) and shall not form part of any contract. Please contact a Werbel Microwave LLC Applications Engineer for the most current specification drawing.