

Economy Directional Coupler 20 dB SMA Female from 500 MHz to 6 GHz


Directional Couplers Technical Data Sheet

C-0506-20

Description

Directional couplers are important components for use in isolating, separating, replicating, and combining microwave signals. They can serve as accurate attenuator measurements as they eliminate reflections. They are incredibly useful in sampling RF signals for use in detectors, gain control and feedback loops.

The C-0506-20 is part of Werbel Microwave's catalog of single and dual directional couplers that offer a wide range of coupling values and frequency ranges. Available with SMA female connectors. The device is RoHS compliant.



Specification	Min	Typ.	Max	Units
Frequency	0.5		6	GHz
Impedance		50		Ohm
Coupling		20 ± 1.2		dB
Frequency Sensitivity (Flatness)		± 0.60	± 1.20	dB
Insertion Loss Measured at Highest Frequency (above theoretical coupling/splitting loss)		0.45	1.10	dB
Directivity	16	22		dB
Main Line VSWR		1.15	1.40	:1
Secondary Line VSWR		1.15	1.40	:1
Input Power (CW) into 1.2:1 max load VSWR			20	Watts
Reverse Power (CW) into 1.2:1 max load VSWR			3	Watts
Termination			1	Watts

Mechanical

Connector Interface	SMA-Female
Operating Temperature*	-55 to +85 °C
Storage Temperature	-55 to +100 °C
Weight	3.5 oz (86 g)
Humidity	10-90% non-condensing
Environment	Indoor Use Only

* Design to meet based on materials. Production-tested at +25 °C. De-rate linearly to 5W at +100°C.

Materials

RoHS and REACH Compliant

Enclosure	Aluminum
Connectors	Stainless Steel
Contacts	Be Cu, Gold Plated
Insulators	PTFE
Finish	Black

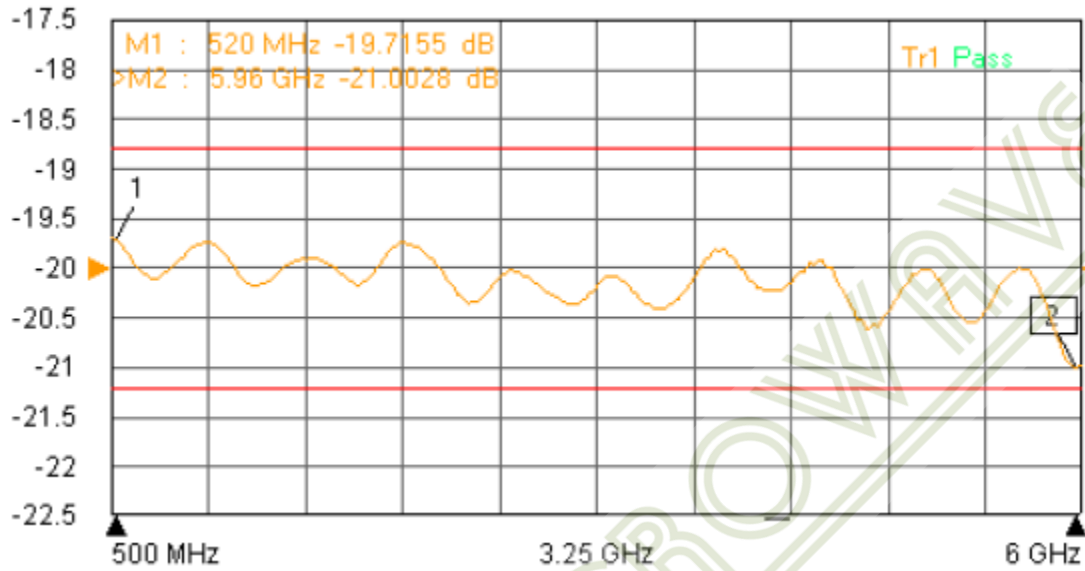


MADE IN USA

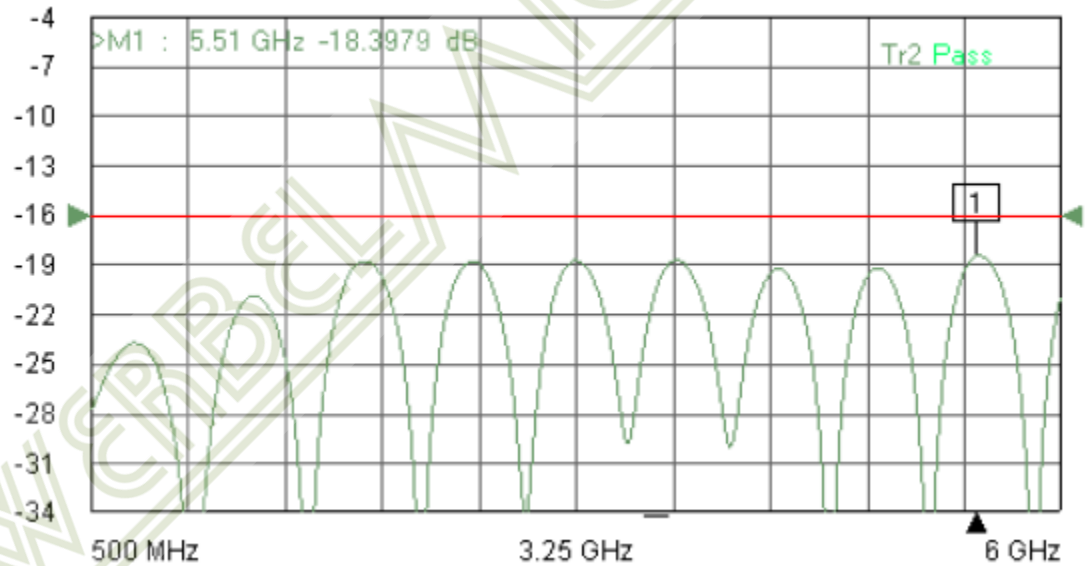


Typical Performance at +25 °C

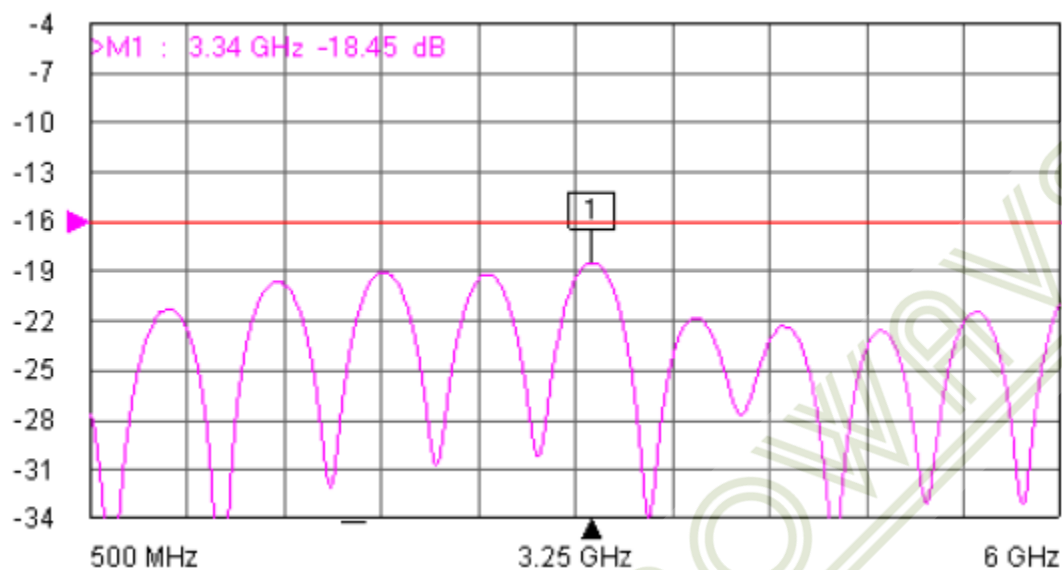
Coupling Value and Flatness



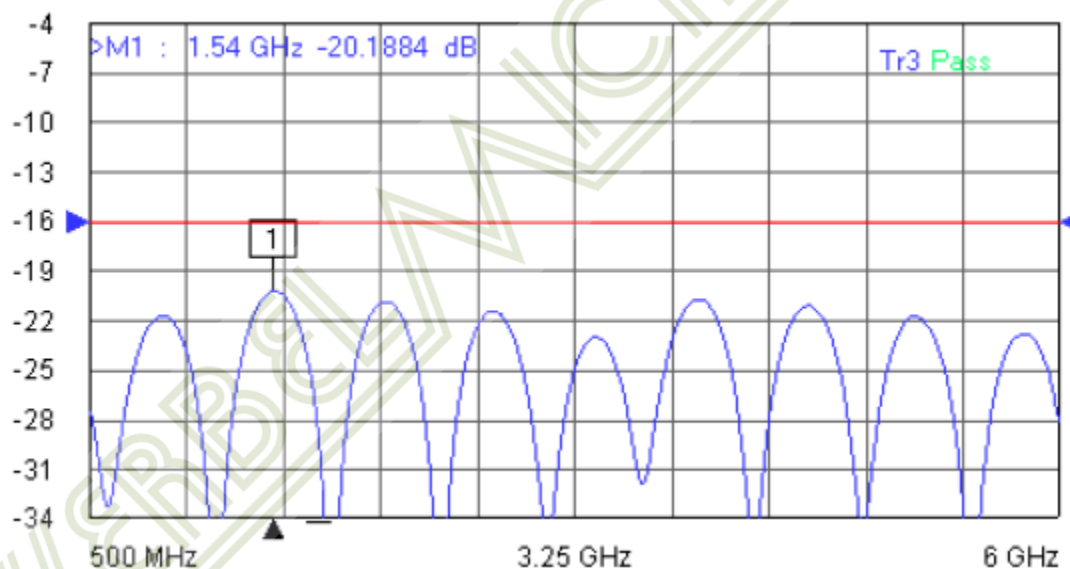
Directivity



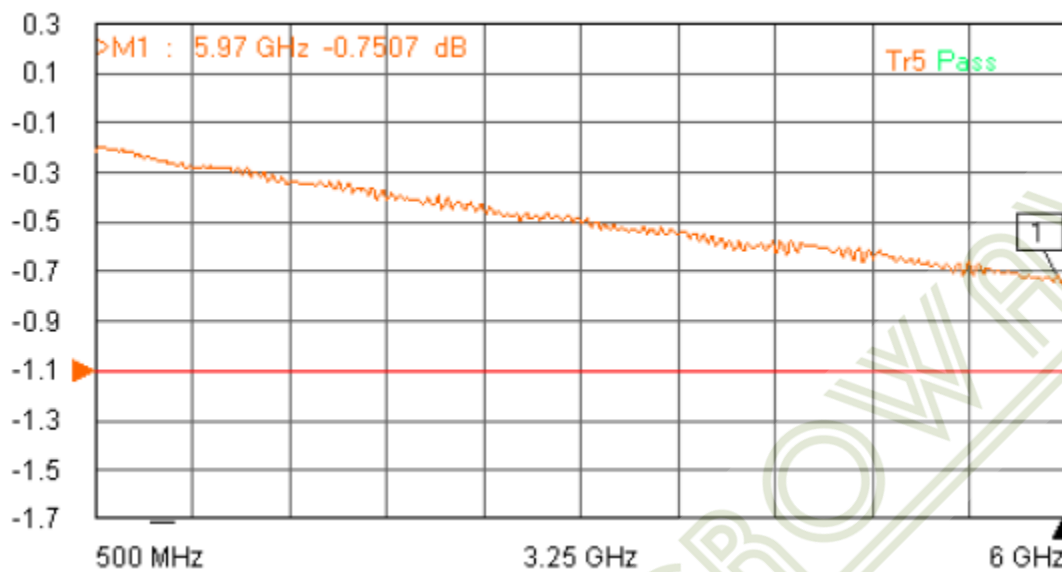
Coupling VSWR



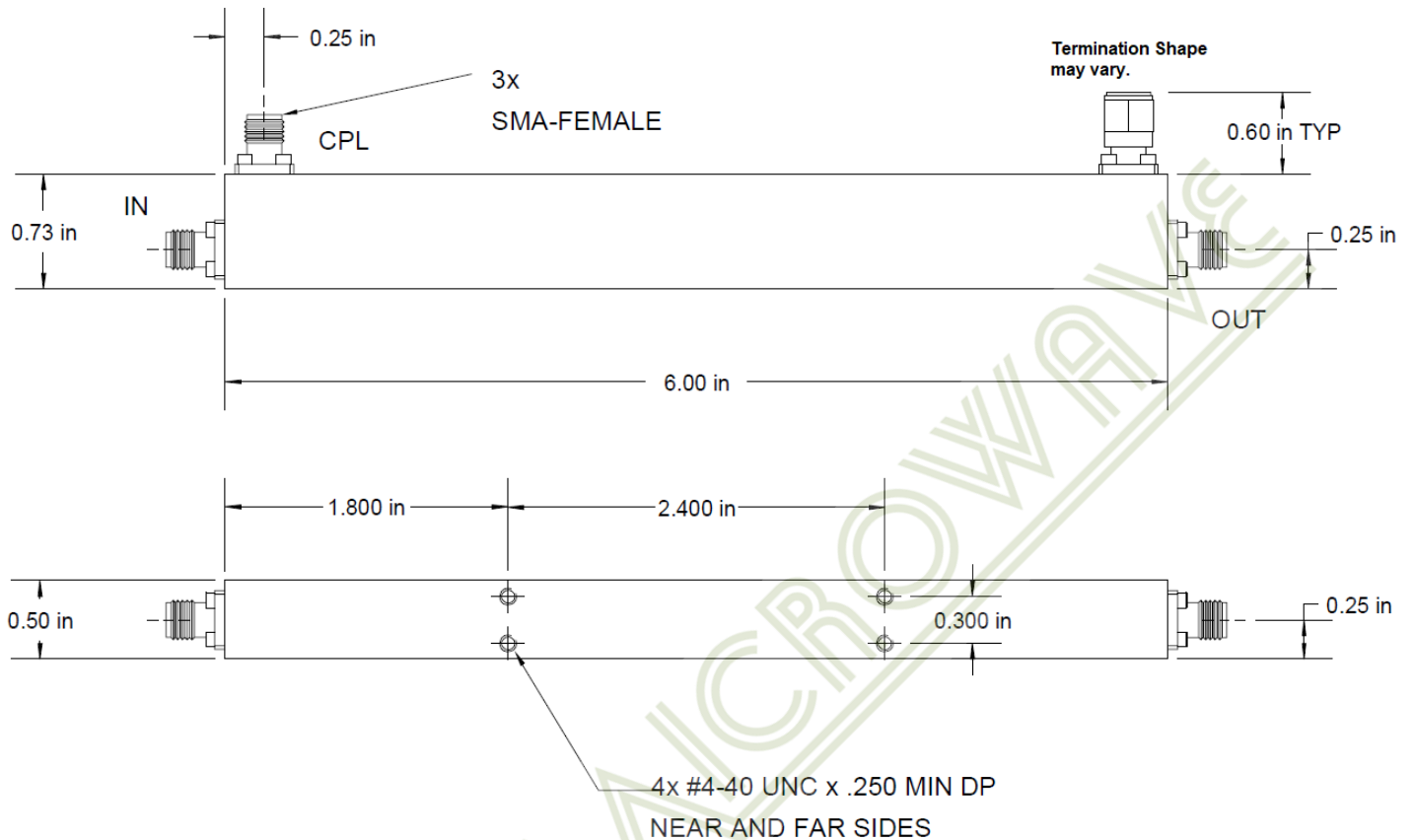
Mainline VSWR



Insertion Loss



Outline Dimensions



Outline # OL-1830-M1

Dimensions are in inches, [mm] shown for convenience.

Tolerances on 2-pl decimals: $\pm .03$. 3-pl decimals: $\pm .015$.

The information contained in this document is accurate to the best of our knowledge and representative of the part described herein. It may be necessary to make modifications to the part and/or documentation of the part, in order to implement improvements. Werbel Microwave LLC reserves the right to make such changes as required without notice. Unless otherwise stated, all specifications and dimensions are nominal. Werbel Microwave does not make any representation or warranty regarding the suitability of the part described herein for any particular purpose, and Werbel Microwave LLC does not assume any liability arising out of the use of any part of documentation. This document gives only a description of the product(s) and shall not form part of any contract. Please contact a Werbel Microwave LLC Applications Engineer for the most current specification drawing.