

ALL DIMENSIONS IN INCHES UNLESS OTHERWISE SPECIFIED.
 ALL LENGTH DIMENSIONS TOLERANCE ± 0.010 " UNLESS OTHERWISE SPECIFIED.
 ALL DIAMETER DIMENSIONS TOLERANCE ± 0.005 " UNLESS OTHERWISE SPECIFIED.
 PROPERTY OF WERBEL MICROWAVE LLC

MATERIAL: ALUMINUM 6061-T6.
 FINISH: GREY ACRYLIC PAINT (EXCEPT MOUNTING SURFACE).

REVISIONS				
ZONE	REV	DESCRIPTION	DATE	APPROVED
	0	Initial release.	6/1/2016	E. Werbel

SPECIFICATIONS

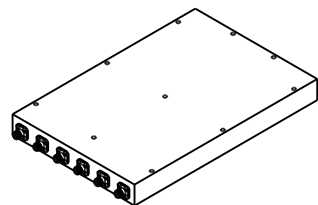
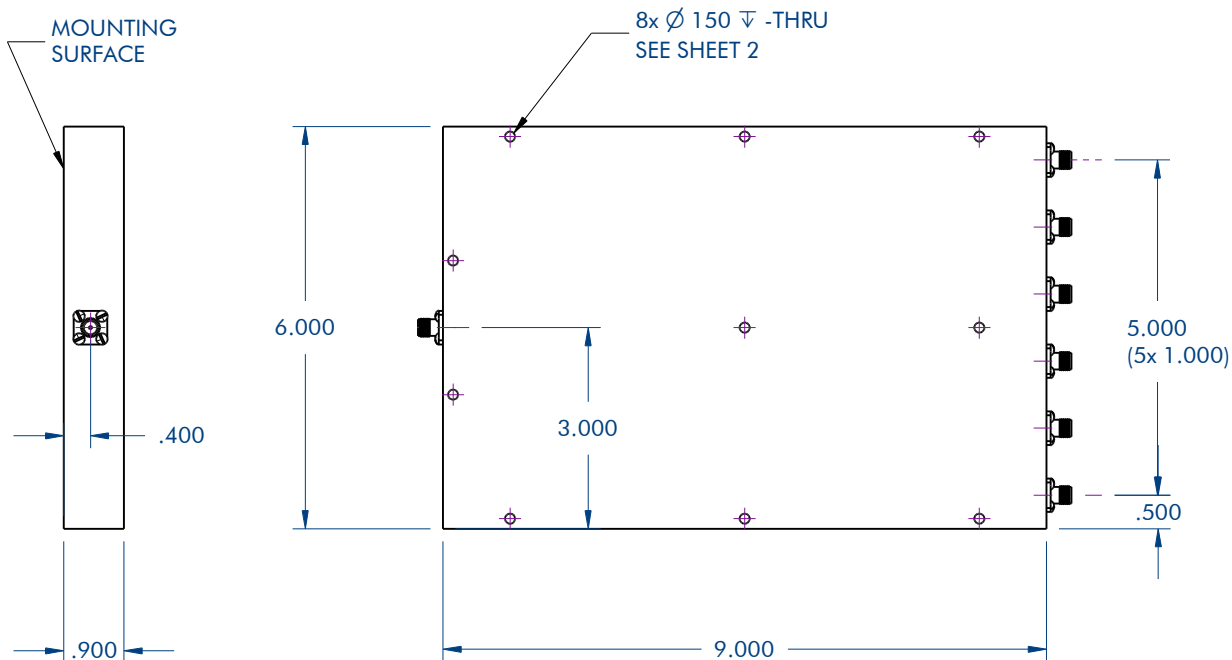
Frequency Range 700-4,700 MHz
 Insertion Loss 2.2 dB, max.
 Maximum Input Power 50 Watts, max.
 VSWR (Sum Port) 1.8:1, max.
 VSWR (Output Ports) 1.4:1, max.
 Isolation 24 dB, min.
 Phase Balance 8-deg, max.
 Amplitude Balance 0.8 dB, max.

Operating Temperature -40 to +65 °C
 (Tested at +25°C)
 Environment Indoor use only.

R.F. Interface SMA-Female, 50-ohm
 1/4-36 Thread

Rated power for use as a splitter with load VSWR
 of 1.20:1 max.

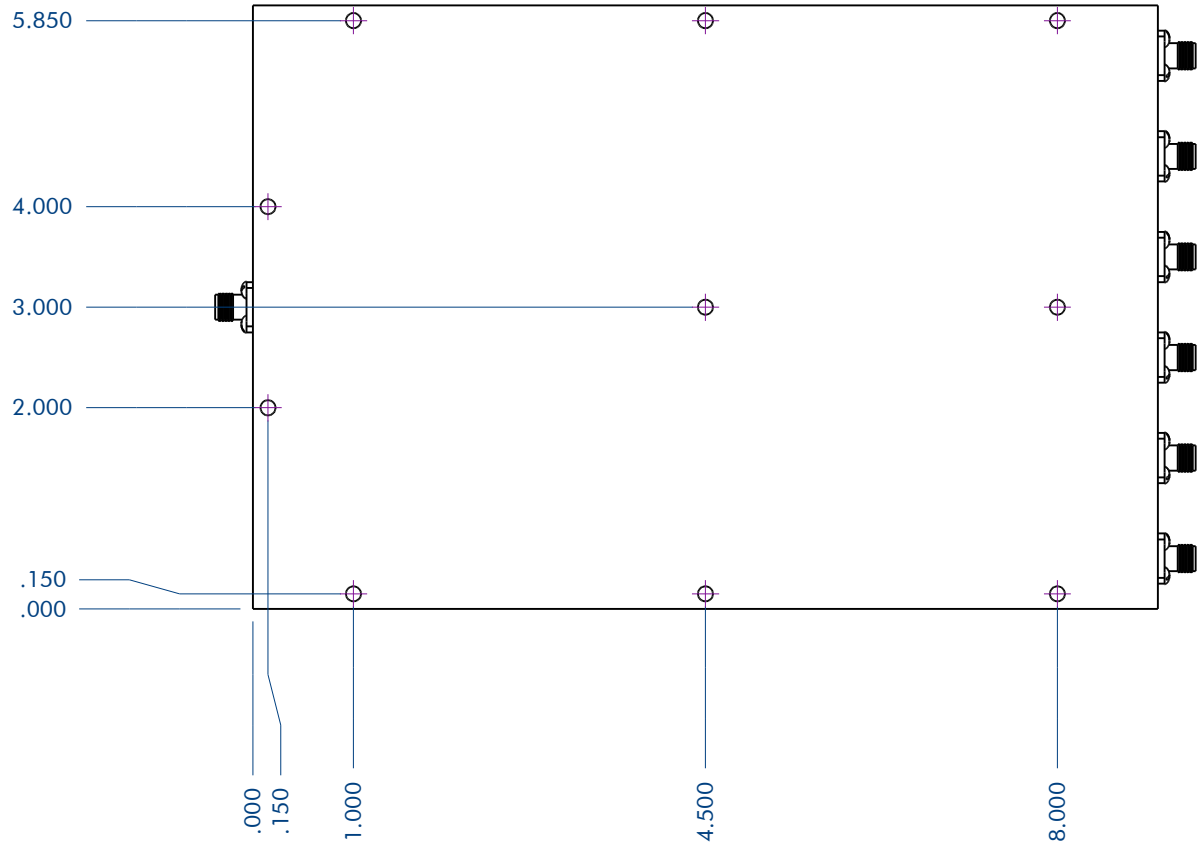
Adequate heatsinking required for continuous
 use at full power.



WERBEL MICROWAVE, LLC 622 State Highway 10, Unit 9 Whippany, N.J. 07981 Tel. (973) 515-3001 Fax. (973) 515-3004 sales@werbelmicrowave.com www.WerbelMicrowave.com	DRAWN E. Werbel	DATE 6/1/2016				
	CHECKED					
	QA			Power Divider 700-4,700 MHz, 6-Way, SMA-Female		
	MFG					
	APPROVED		SCALE 1/3	SHEET 1 of 2		

MOUNTING HOLE PATTERN

Scale 1/2, For #6 Machine Screws



WERBEL MICROWAVE, LLC 622 State Highway 10, Unit 9 Whippany, N.J. 07981 Tel. (973) 515-3001 Fax. (973) 515-3004	DRAWN E. Werbel	DATE 6/1/2016				
	CHECKED		Power Divider 700-4,700 MHz, 6-Way, SMA-Female			
	QA		SIZE A	CAGE CODE 78YZ0	DWG NO. 6PSX747 (WMPD06-0.7-4.7-S)	REV 0
sales@werbelmicrowave.com	MFG		SCALE 1/2			SHEET 2 of 2
www.WerbelMicrowave.com	APPROVED					